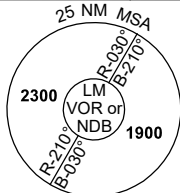


DME or GNSS ARRIVAL PROCEDURES LEARMONTH, WA (YPLM)

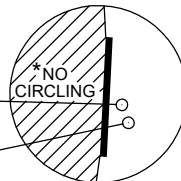
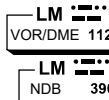
5 SEP 2024

FIA	APP	TWR	SMC	CTAF+AFRU	AFRU+PAL	Bearings are Magnetic Elevations in FEET AMSL
ML CEN 125.9	120.5 261.4	118.3 257.8	259.3	118.3	118.3	



DME USING LM DME REFERENCE WAYPOINT LM VOR

AWIS (PHONE) 08 6216 2623



* NO CIRCLING WEST OF RWY 18/36.

AD ELEV 19

10 NM MSA 2300

SECTOR A 									MISSED APPROACH: CLIMB ON TRACK TO 2300ft.				
	NM TO LM VOR: 25 21 15 9 6 3 0								VOR or NDB				
CIRCLING MINIMA				A,B: 670-2.4		C: 760-4.0		D: 810-5.0					
NM TO LM VOR		7	6	5	4	3	2.3	2.1	1.8				
ALT (3° APCH PATH)		2300	2000	1680	1370	1050	810	760	670				

SECTOR B 									MISSED APPROACH: CLIMB ON TRACK TO 2300ft. DME UNREL AT 2300ft BEYOND 23NM. VOR UNREL AT 2300ft BEYOND 21NM.			
	NM TO LM VOR: 25 21 15 9 6 5 3 0								VOR or NDB			
CIRCLING MINIMA				A,B: 930-2.4		C: 930-4.0		D: 930-5.0				
NM TO LM VOR		6.1	6	5	4	3	2	1.8				
ALT (3° APCH PATH)		2300	2260	1940	1630	1310	990	930				

Changes: FROM SUP H62/24.